







Optional Home Learning Challenges: Summer

<u>English</u>	<u>Maths</u>	<u>History</u>	<u>Geography</u>
<p>In English we will be writing poetry and continuing with story writing. Building on the skills we are learning in class write your own poem or story. Don't forget to use some adventurous vocabulary!</p> <p>Spellings</p> <p>There are different board games, such as scrabble which focus on spelling knowledge/creating words.</p> <p>Create a spelling board game that you</p>	<p>We will be learning about fractions and decimals. Create a fact sheet to explain fractions and decimals.</p> <div data-bbox="568 580 1046 863">  $= \frac{1}{2} = 0.5$ $= \frac{1}{4} = 0.25$ $= \frac{3}{4} = 0.75$ </div> <p>Present and explain this to the class.</p> <p>Or using your knowledge of multiplication create a board game that can be played by two or more people applying your knowledge of multiplication.</p>	<p>Create an information sheet about the Fens. How have events in the past had an impact on the Fens today? Who were the key figures involved?</p> <div data-bbox="1075 624 1615 999">  </div>	<p>This term we will be learning about climate and biomes. Create a presentation about a type of biome. Where is this biome located? What is unique about it?</p> <p>Present your ideas to the class. Later on in the term we will be learning about earthquakes. What can you find out about earthquakes? Why do they occur? You could choose a particular country to research.</p> <div data-bbox="1641 1026 2141 1299">  </div>

can play with at least one other person.	<p>Position and direction - play the following interactive games from Topmarks.co.uk which are set in the rainforest!</p> <p>Rainforest: use a grid map (scootle.edu.au)</p> <p>Rainforest: make a walking track (scootle.edu.au)</p>		
<u>Science</u>	<u>Art</u>	<u>DT.</u>	<u>French</u>
 <p>Research a plant that interests you and write a fact-file about it. You could include what makes it special, or unique;</p>	<p>Take a nature walk and photograph or draw things which interest you. You can then cut and stick your images to make a nature collage. You may find interesting patterns in nature, surprising textures, or colours.</p> 	 <p>Look through your wardrobes at home to see how many different types of fastening you can find, for example zips and buttons.</p>	<p>From the BBC bitesize website, choose one of the following links to find out about 'The French speaking world':</p> <ul style="list-style-type: none"> Exploring Normandy Culture: Exploring Normandy - KS2 French - BBC Bitesize Exploring the festival of the kings Culture: Exploring the Festival of the Kings - KS2 French - BBC Bitesize Exploring Montpellier Culture: Exploring Montpellier - KS2 French - BBC Bitesize <p>Or</p> <ul style="list-style-type: none"> Exploring the Ivory Coast

what it looks like;
where it is found, its
average size, its life
cycle, how it
disperses its seeds.



Make a list of as many as you can
and consider the advantages and
disadvantages for each type.

[Culture: Exploring the Ivory Coast -
KS2 French - BBC Bitesize](#)

Write down 5 things you learn
that interest or surprise you.
Share these facts with another
member of your family.